

Analysis of the civil society context of four selected countries for the Task Team on Civil Society

Irene van Staveren

Director Indices of Social Development database

(staveren@iss.nl)

Institute of Social Studies

23 February 2015

Introduction

This report shows the results of a descriptive quantitative analysis of the civil society context of the four selected countries of the Task Team. The analysis uses data for the year 2010 for five indicators. For each indicator, the value or rank of each of the four countries is compared with the average score for all developing countries for which data is available for a particular index. Also for comparison, the values will be shown for 12 neighboring developing countries. The reference group of developing countries consists of all low and medium income countries (126 countries). The five indices are part of the database Indices of Social Development (www.indsocdev.org). The scale is a 100-point scale, from 0 (low score) to 100 (high score).

The objective of this comparative analysis is to give a picture of how the four selected countries score relative to other developing countries. For this, the analysis has two levels. The first level concerns predispositions of countries towards civil society agency. This may be regarded as inherent cultural and social values and attitudes in civil society. This includes the following three indices:

- Interpersonal Safety and Trust (IST)
- Inclusion of Minorities (IM)
- Intergroup Cohesion (IC)

The second level of the analysis concerns actual civil society behaviour, that is, the actual agency expressed in civil society. This second level includes the following two indices:

- Civic Activism (CA)
- Clubs and Associations (C&A)

Each indicator analysis is presented both in table format, with values, and a bar chart, for a visual comparison.

In addition, each index will show the trend development for each country for 5 data points in time: 1990, 1995, 2000, 2005, 2010.

The annex will show bar diagrams with the distribution of all countries for each developing country, and the top-ten list of countries.

Predisposition of civil society agency

Table 1 and diagram 1 present the results for Interpersonal safety and Trust (IST). They indicate that Kenya scores relatively low (29), but the four-country average (41) is very close to that of all developing countries (42). This implies that the four selected countries do not stand out in the extent of experienced interpersonal safety and trust in their societies. However, the average score for the neighbors is higher: 44. So, the selected countries score a bit lower on interpersonal safety & trust than their neighbors and all developing countries.

Table 1. Interpersonal Safety & Trust

Costa Rica	46
Indonesia	47
Kenya	29
Kyrgyz Republic	42
Nicaragua	37
Ethiopia	41
Panama	44
Tanzania	41
Uganda	39
Sudan	30
Kazakhstan	43
Uzbekistan	47
Tajikistan	52
Malaysia	52
Philippines	46
Vietnam	60
<i>Av. selected</i>	<i>41</i>
<i>Av. neighbours</i>	<i>44</i>
<i>Av. developing countries</i>	<i>42</i>

Diagram 1a. Interpersonal Safety & Trust

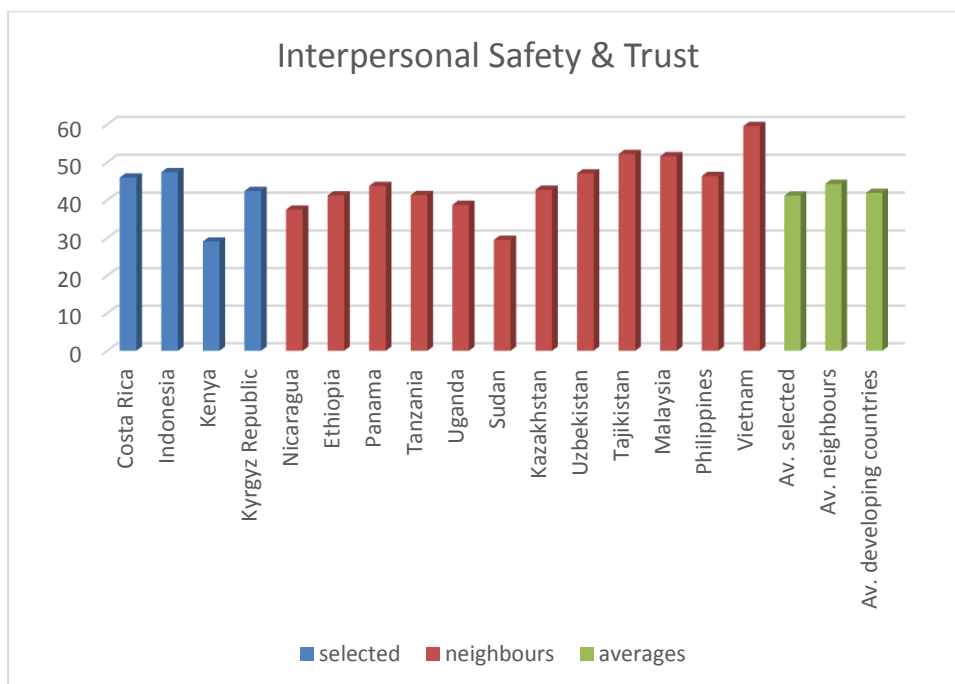


Diagram 1b. Interpersonal Safety & Trust: Costa Rica and neighbors

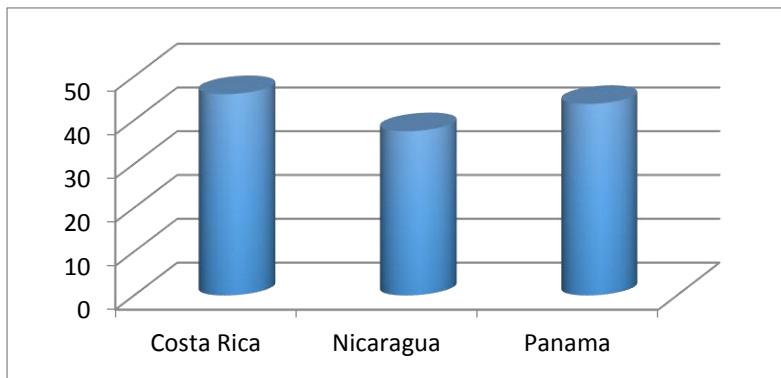


Diagram 1c. Interpersonal Safety & Trust: Kyrgyz Republic and neighbors

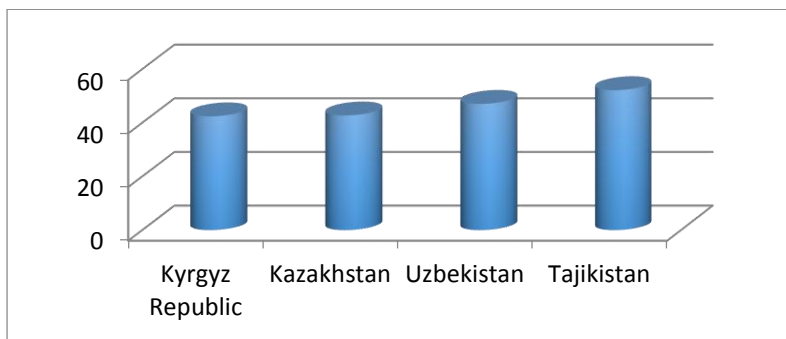


Diagram 1d. Interpersonal Safety & Trust: Kenya and neighbors

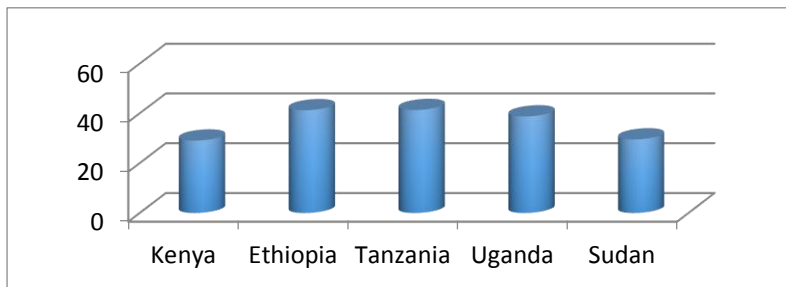


Diagram 1e. Interpersonal Safety & Trust: Indonesia and neighbors



Diagram 1f. Interpersonal Safety & Trust: trend

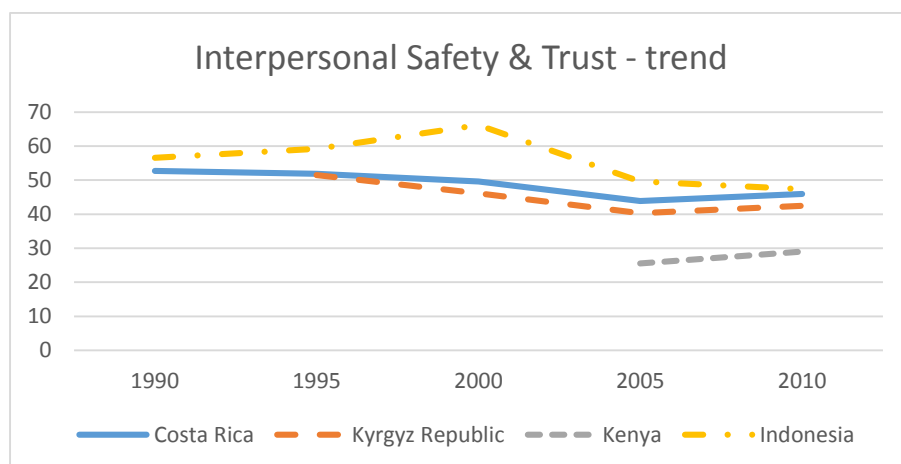


Table 2 and diagram 2 present the results for Inclusion of Minorities (IM). They indicate that all four selected countries score very closely to each other and to the four-country average (44). This average is very close to that of all developing countries (43) and to the average of the neighbors (43). This implies that the four selected countries differ only a little bit from the rest of the developing world in the extent of inclusion of minorities in their societies. They score a bit higher.

Table 2 Inclusion of Minorities

Costa Rica	49
Indonesia	40
Kenya	43
Kyrgyz Republic	45
Nicaragua	45
Ethiopia	49
Panama	42
Tanzania	44
Uganda	39
Sudan	28
Kazakhstan	45
Uzbekistan	
Tajikistan	
Malaysia	44
Philippines	44
Vietnam	54
<i>Av. selected</i>	<i>44</i>
<i>Av. neighbours</i>	<i>43</i>
<i>Av. developing countries</i>	<i>43</i>

Diagram 2a Inclusion of Minorities

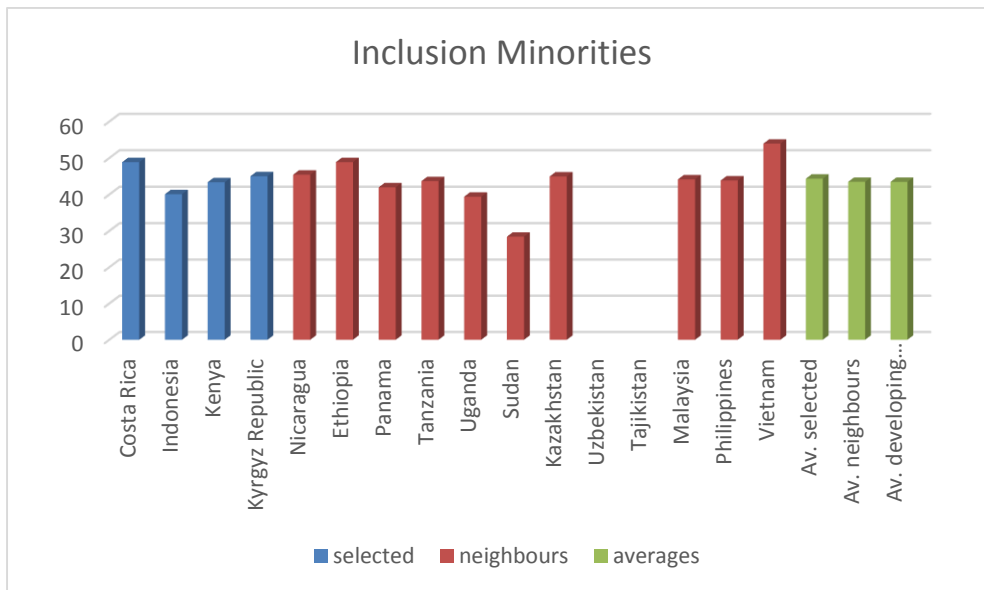


Diagram 2b. Inclusion of Minorities: Costa Rica and neighbors

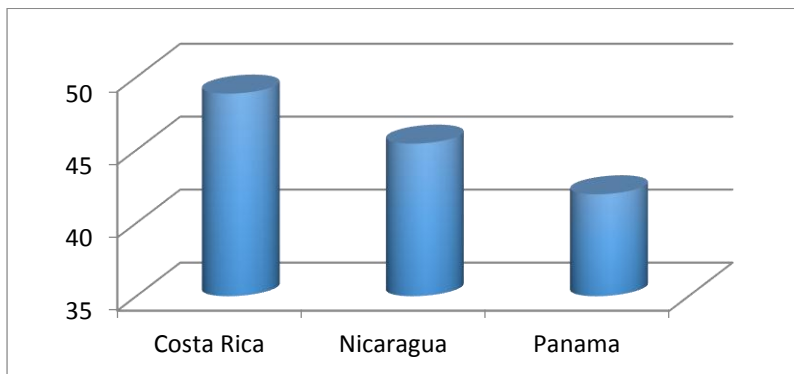


Diagram 2c. Inclusion of Minorities: Kyrgyz Republic and neighbors

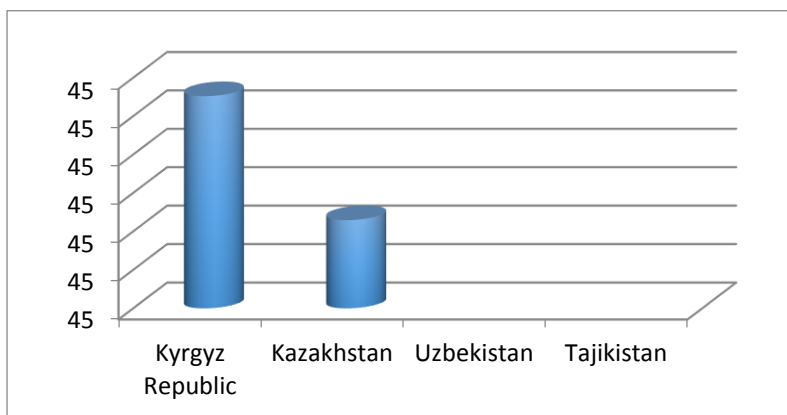


Diagram 2d. Inclusion of Minorities: Kenya and neighbors

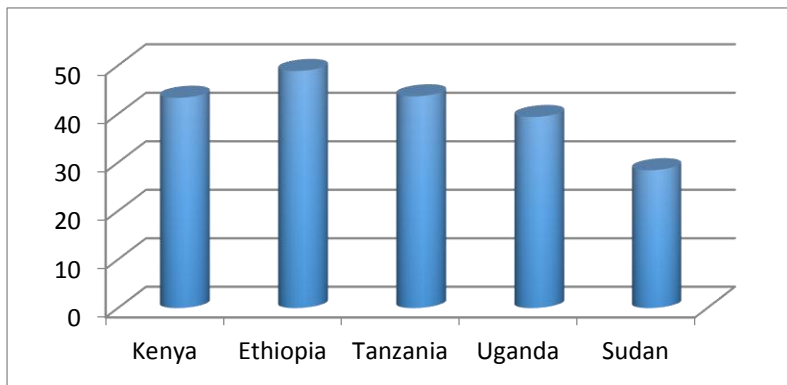


Diagram 2e. Inclusion of Minorities: Indonesia and neighbors

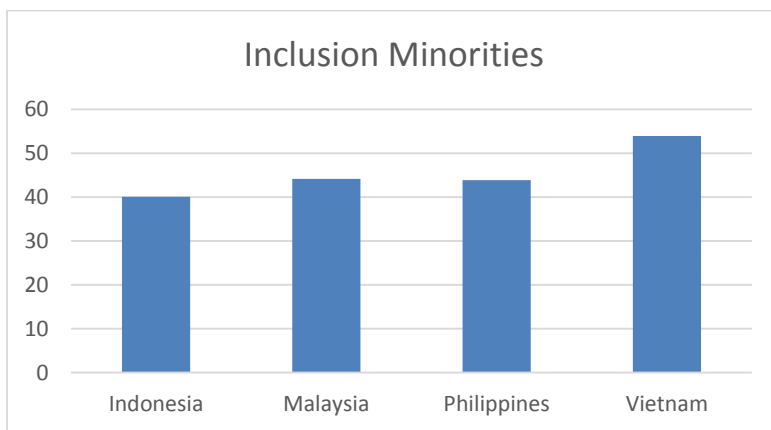


Diagram 2f. Inclusion of Minorities: trend

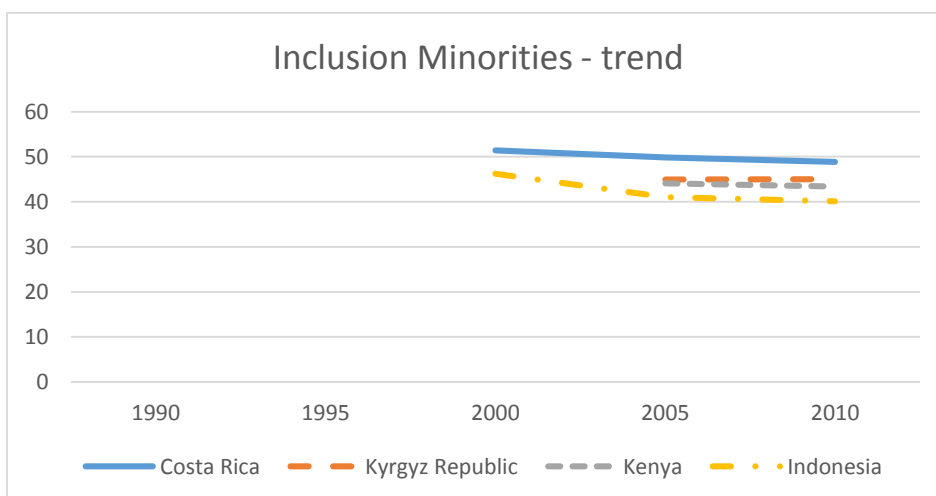


Table 3 and diagram 3 present the results for Intergroup Cohesion (IC). They indicate that Costa Rica scores quite a bit higher than the other three countries (75). But the four-country average (65) is very close to the average of all developing countries (64) and neighbors (64). As a consequence, the selected countries score a bit higher.

Table 3 Intergroup Cohesion

Costa Rica	75
Indonesia	64
Kenya	60
Kyrgyz Republic	60
Nicaragua	72
Ethiopia	57
Panama	73
Tanzania	70
Uganda	56
Sudan	41
Kazakhstan	76
Uzbekistan	62
Tajikistan	66
Malaysia	73
Philippines	54
Vietnam	75
<i>Av. selected</i>	<i>65</i>
<i>Av. neighbours</i>	<i>64</i>
<i>Av. developing countries</i>	<i>64</i>

Diagram 3a Intergroup Cohesion

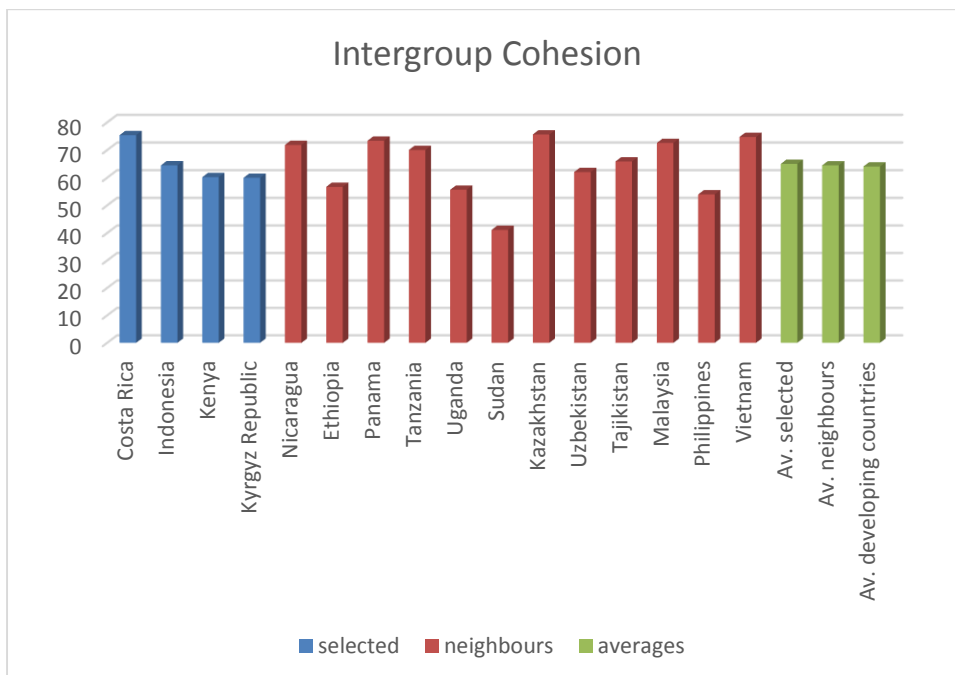


Diagram 3b. Intergroup Cohesion: Costa Rica and neighbors

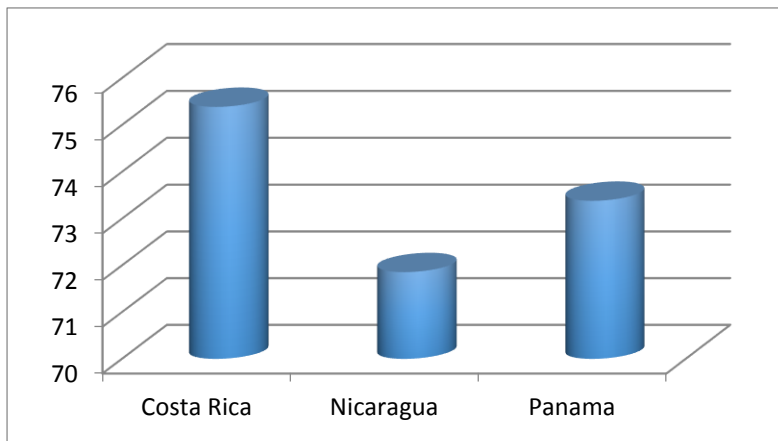


Diagram 3c. Intergroup Cohesion: Kyrgyz Republic and neighbors

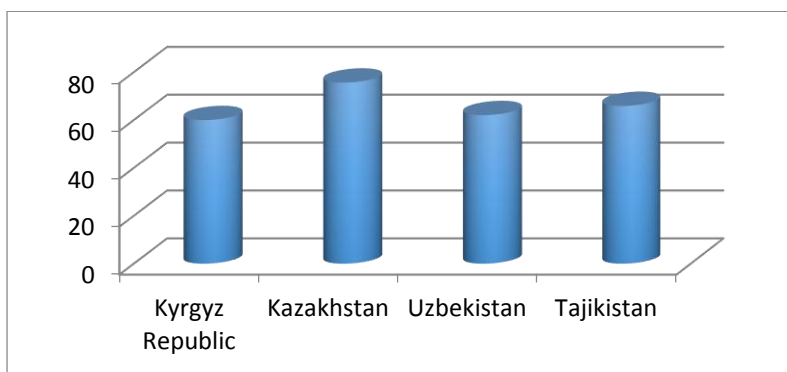


Diagram 3d. Intergroup Cohesion: Kenya and neighbors

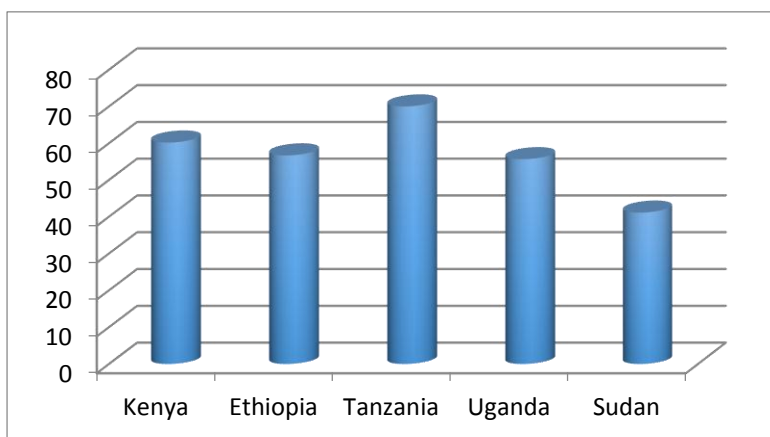


Diagram 3e. Intergroup Cohesion: Indonesia and neighbors

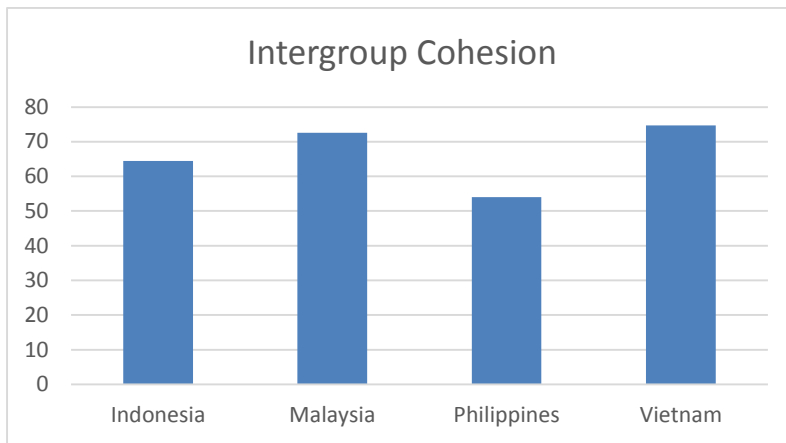
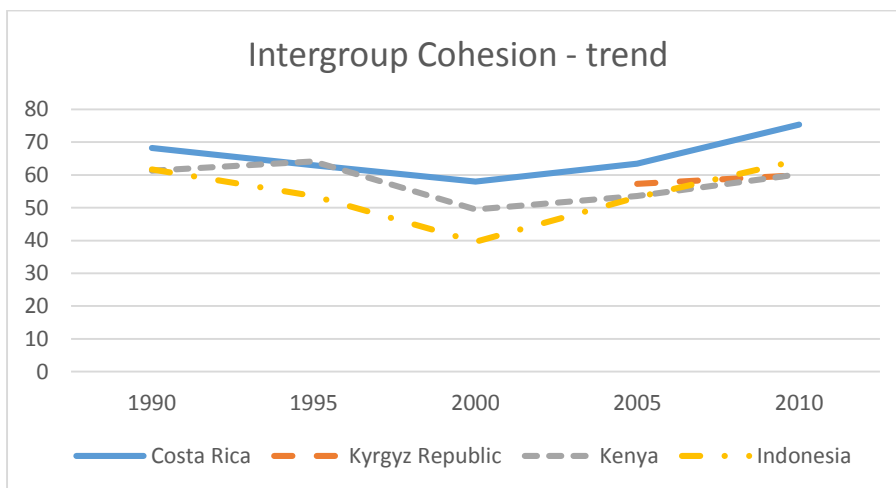


Diagram 3f. Intergroup Cohesion: Trend



Actual civil society agency

Table 4 and diagram 4 present the results for Civic Activism (CA). They indicate that Kyrgyz Republic scores relatively low (45), but the four-country average (49) is very close to that of all developing countries (48) and the neighbors (48). This implies that the four selected countries score a bit higher than their neighbours and all developing countries.

Table 4 Civic Activism

Costa Rica	51
Indonesia	51
Kenya	49
Kyrgyz Republic	45
Nicaragua	48
Ethiopia	43
Panama	50
Tanzania	50
Uganda	49
Sudan	45
Kazakhstan	
Uzbekistan	42
Tajikistan	
Malaysia	53
Philippines	51
Vietnam	49
<i>Av. selected</i>	<i>49</i>
<i>Av. neighbours</i>	<i>48</i>
<i>Av. developing countries</i>	<i>48</i>

Diagram 4a Civic Activism

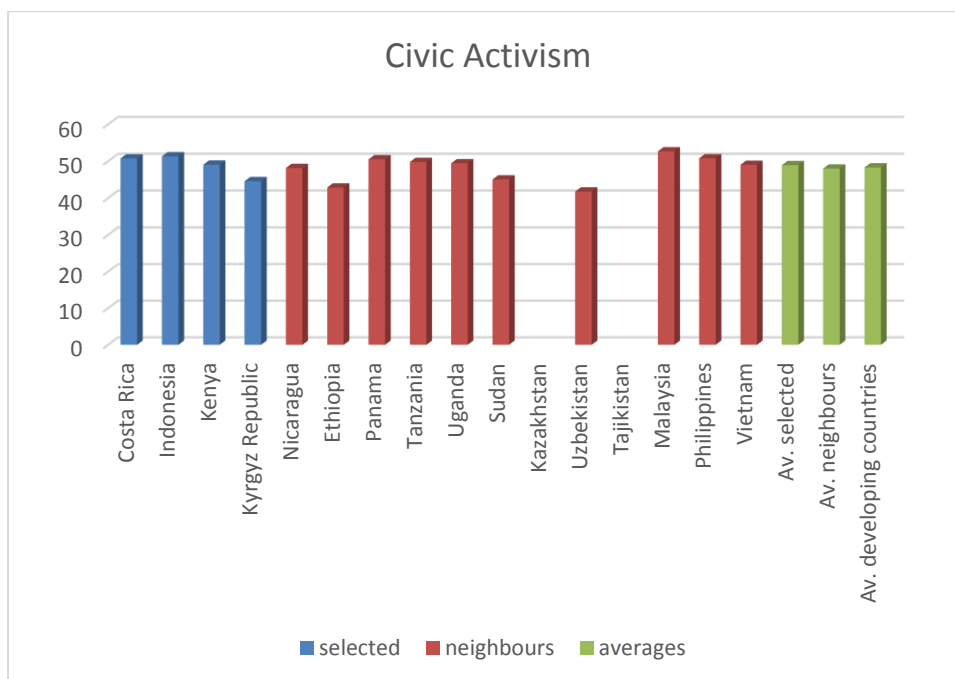


Diagram 4b. Civic Activism: Costa Rica and neighbors

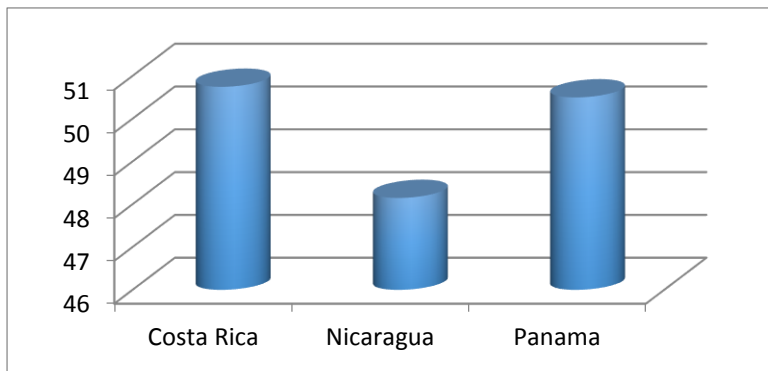


Diagram 4c. Civic Activism: Kyrgyz Republic and neighbors

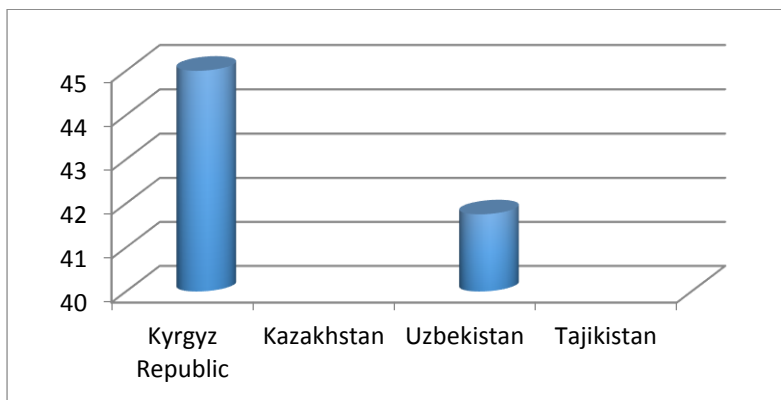


Diagram 4d. Civic Activism: Kenya and neighbors

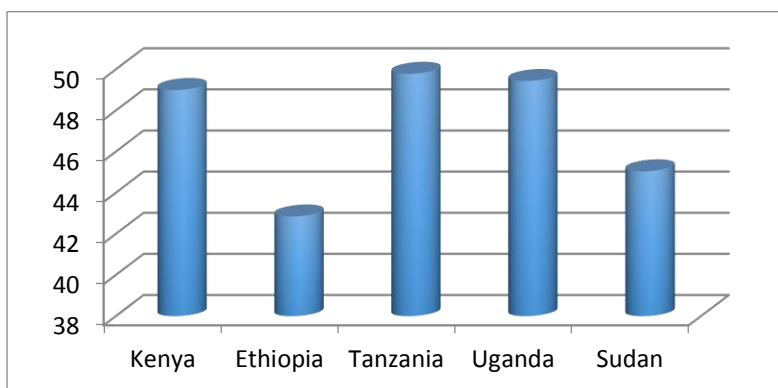


Diagram 4e. Civic Activism: Indonesia and neighbors



Diagram 4f. Civic Activism: trend

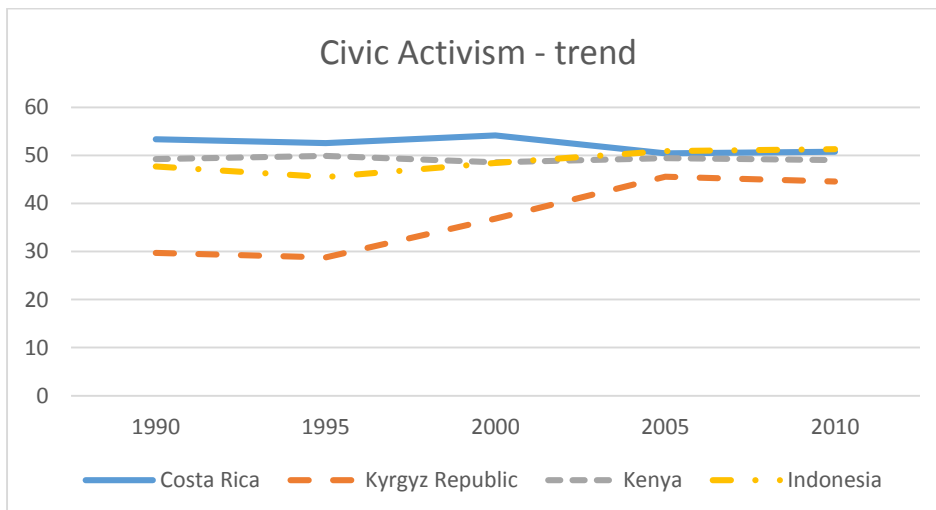


Table 5 and diagram 5 present the results for the membership of Clubs and Associations (C&A). We see a much lower score for the Kyrgyz Republic (36) than for the other three countries, while Indonesia and Kenya score relatively high (71 and 73 respectively). The average score for the four selected countries (58) is clearly higher than the average of all developing countries (50). This makes the C&A index the only of the five indices for which the selected countries score significantly higher than the developing country average. But, this is only due to the high scores for Indonesia and Kenya. To compare, the average score for the neighbors is a little bit higher (59).

Table 5 Clubs & Associations

Costa Rica	52
Indonesia	71
Kenya	73
Kyrgyz Republic	36
Nicaragua	60
Ethiopia	59
Panama	45
Tanzania	66
Uganda	59
Sudan	
Kazakhstan	
Uzbekistan	
Tajikistan	
Malaysia	
Philippines	62
Vietnam	60
<i>Av. selected</i>	<i>58</i>
<i>Av. neighbours</i>	<i>59</i>
<i>Av. developing countries</i>	<i>50</i>

Diagram 5a Clubs & Associations

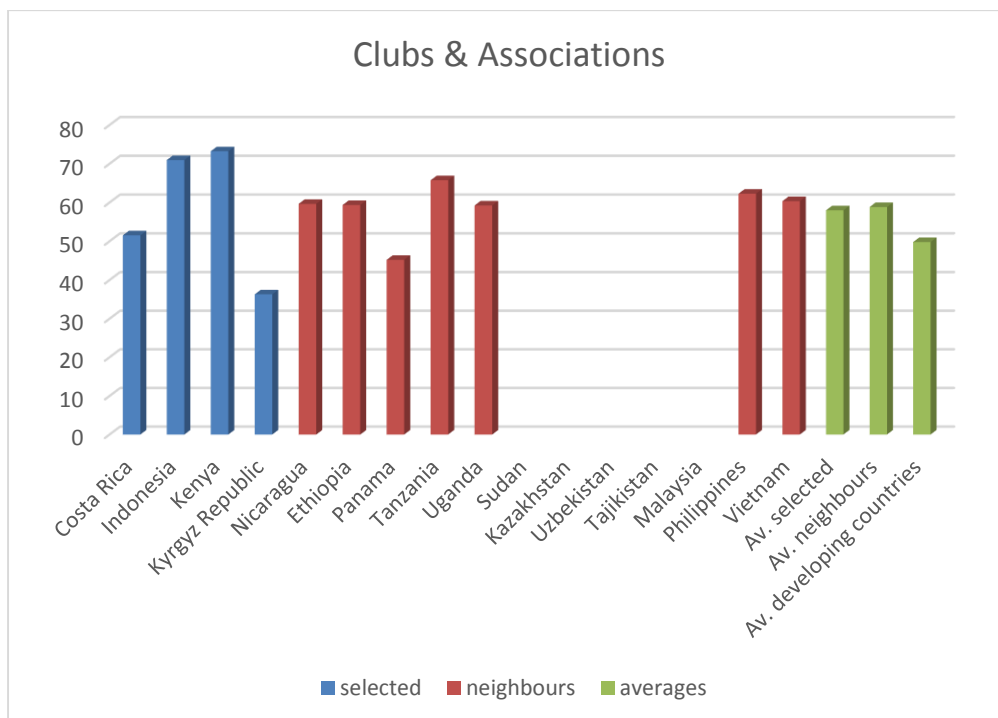


Diagram 5b. Clubs & Associations: Costa Rica and neighbors

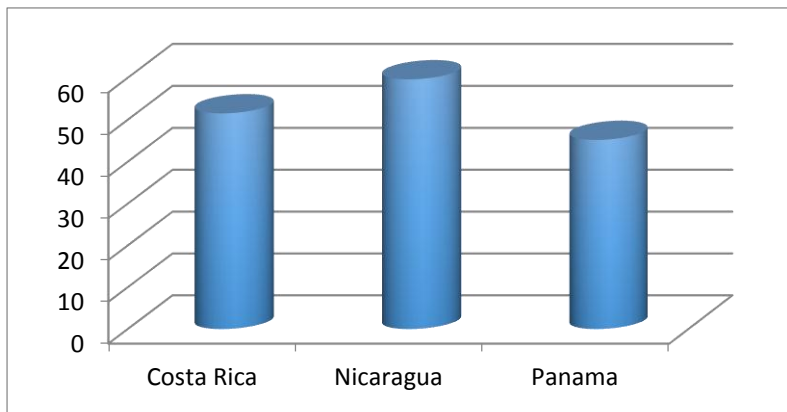


Diagram 5c. Clubs & Associations: Kyrgyz Republic and neighbors

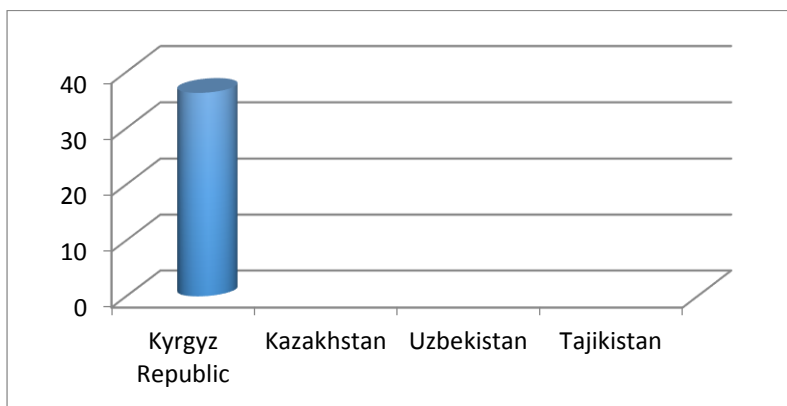


Diagram 5d. Clubs & Associations: Kenya and neighbors

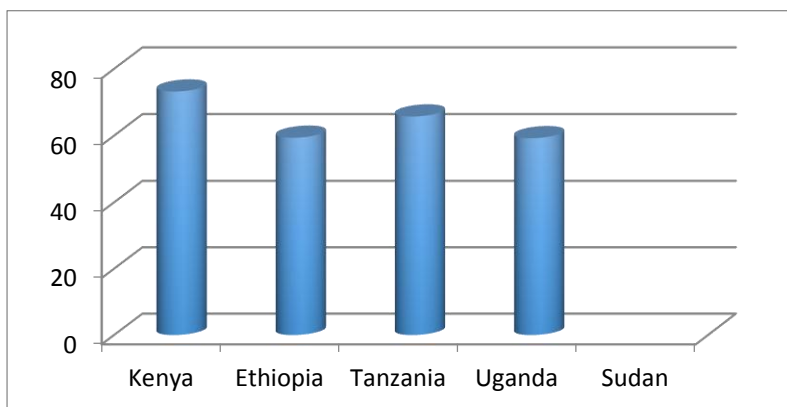


Diagram 5e. Clubs & Associations: Indonesia and neighbors

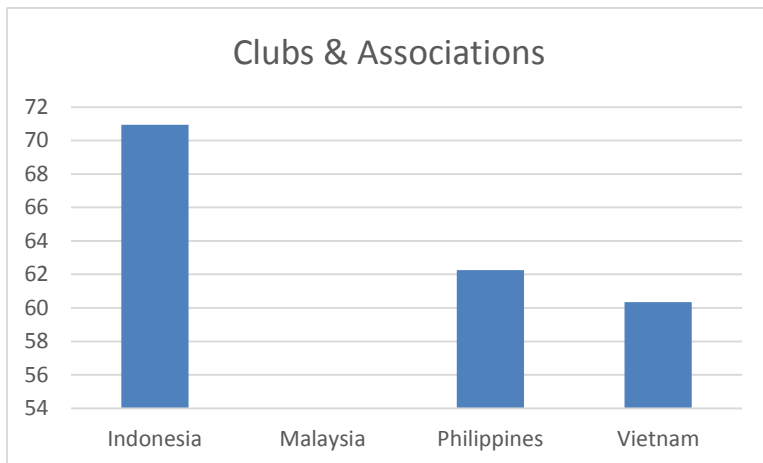
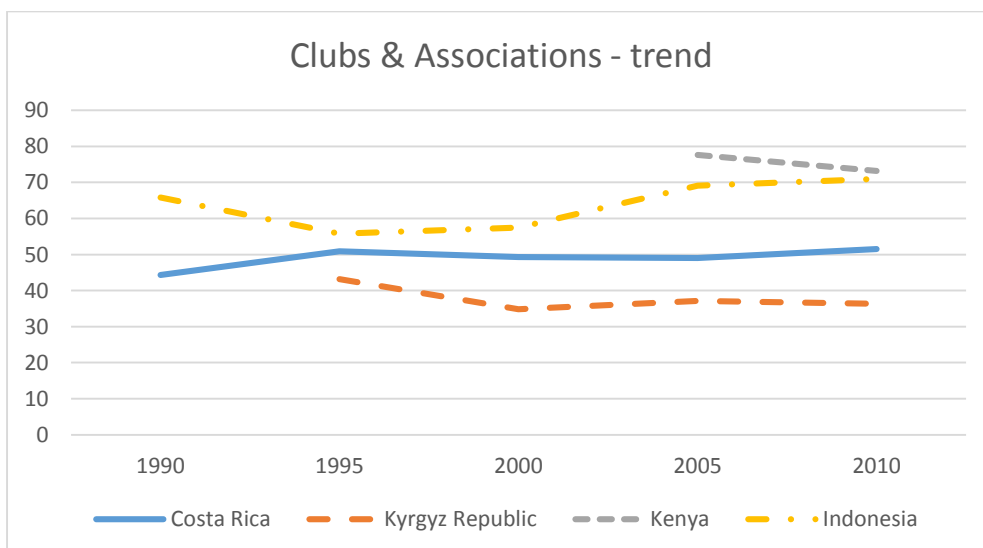


Diagram 5f. Clubs & Associations: trend



Conclusion

The analysis has shown that the four selected countries are quite average developing countries for their civil society scores on the five indices, also compared to their neighbours. This is the case both for the predisposition civil society scores as well as for the actual behaviour scores. What does this say?

It indicates that the selected countries are not extraordinary in terms of their civil society characteristics. Their civil societies are only slightly stronger, more inclusive, and more active than that of other developing countries (apart from a bit more membership of clubs and associations).

This implies that any interventions in the civil societies of these countries are not likely to be much more or less effective than in other countries.

The advantage of this finding is that any success or failure of policies in these four countries cannot be attributed to special features of these countries' civil societies. The disadvantage is that these countries are not particularly more likely to respond to interventions. They are not special. Hence, any interventions in terms of pilot cases are not likely to be more successful, or less successful, as compared to a different country selection close to the average of the total developing country group.

An alternative to this analysis with the selected four countries is a country ranking based on the five ISD indices. The Annex shows, next to the distribution of all developing countries per index, also five tables with the top-ten developing countries per civil society index. A number of countries feature in more than one list. Vietnam is in four of the five lists. Hungary and Taiwan are in three of the five lists. This suggests that these three countries have relatively resilient civil societies.

ANNEX: Top-ten countries per civil society index

Interpersonal safety & Trust

	IS&T
Vietnam	60
China	58
Morocco	57
Libya	57
Bhutan	57
Armenia	57
Iran, Islamic Rep.	57
Belarus	54
Jordan	54
India	53
Syrian Arab Republic	53

Inclusion of Minorities

	IM
Taiwan, China	57
Vietnam	54
Argentina	54
Ukraine	52
Hungary	51
El Salvador	50
Belarus	50
Romania	50
Armenia	49
Ethiopia	49
Costa Rica	49

Intergroup Cohesion

	IC
Botswana	76
Taiwan, China	76
Hungary	76
Kazakhstan	76
Costa Rica	75
Vietnam	75
Gambia, The	75
Libya	74
Dominican Republic	74
Romania	74
Cuba	74
Ukraine	74

Civic Activism

	CA
Seychelles	75
Taiwan, China	56
Samoa	55
Macedonia, FYR	55
Turkey	54
St. Vincent and the Grenadines	54
Mauritius	53
Argentina	53
Hungary	53
Fiji	53
Malaysia	53
Azerbaijan	53

Clubs & Associations

	C&A
Cambodia	85
Malawi	78
Kenya	73
Indonesia	71
Bangladesh	69
Honduras	68
Tanzania	66
Nigeria	65
Dominican Republic	63
Philippines	62
Guatemala	60
Vietnam	60
Nicaragua	60